



JEADV

JOURNAL OF
THE EUROPEAN
ACADEMY OF
DERMATOLOGY &
VENEREOLOGY

Creating Effective Figures

Georgios Nikolakis¹, Vitor Costa Fabris¹,
Marek Jankowski¹, Sarah Walsh²

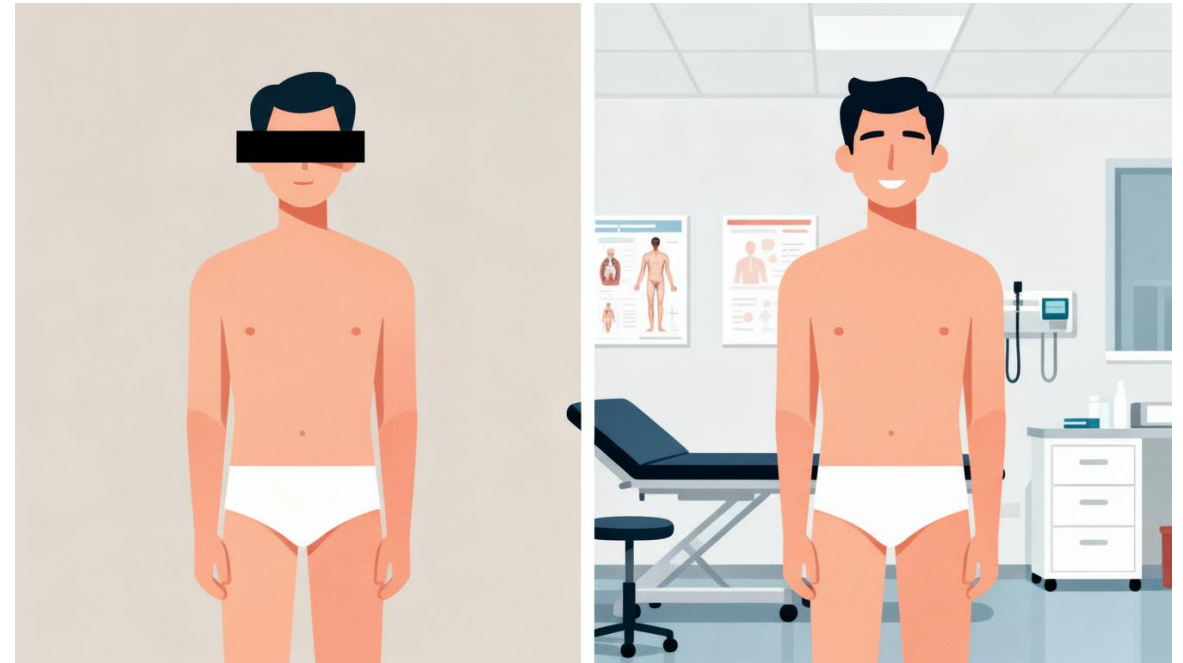
¹JEADV Junior Editor

²JEADV Associate Editor




Clinical images

- ❑ Images must be standardized
 - ❑ Represent lesions across all skin tones
 - ❑ Do not exaggerate or diminish findings
- ❑ Clinical or identifiable images must always be anonymised
 - ❑ Mask identifying features eyes, tattoos, unique birthmarks, background objects
- ❑ Provide clinical images with neutral background
 - ❑ Grey/dark blue backgrounds compatible with all skin types
- ❑ Declare any post-processing (manual or AI-assisted)



Quality of images

1. Upload images as separate files
2. GIF, PNG, JPEG and TIFF all acceptable if resolution correct
3. Figure panels should be combined, not uploaded individually.
4. Check the resolution before uploading an image (300 dpi minimum).
5. Use “insert image” function in PowerPoint to retain image quality, not cut and paste
6. Check duplicates in panels or between figures.
7. Disclose all AI-assisted technology use for image creation or processing



Graphs, Figures, Tables and legends

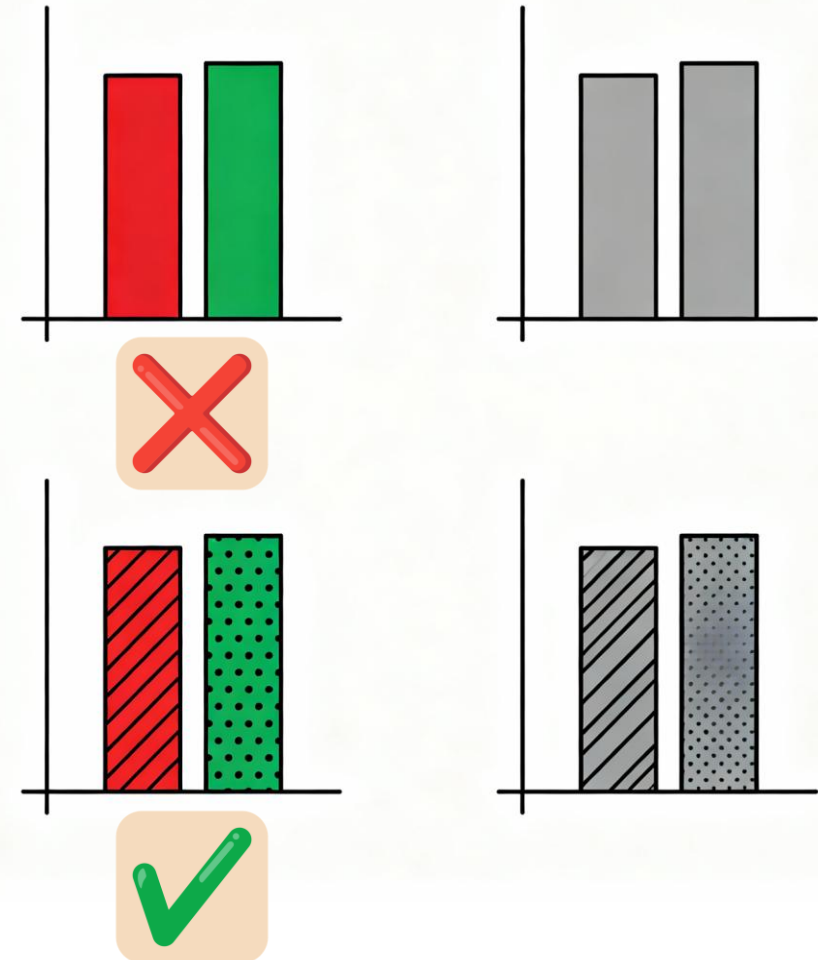
1. Check all titles, legends and annotations for **spelling** and **capitalization consistency**
2. Verify that **abbreviations** are defined in the figure legend
3. Make sure that all **figures** are cited in the manuscript **text** and all **panels** are cited in the **legend**
4. Check **numerical accuracy**, for example
 - check the sum of numbers in pies (100%); for bar graphs/histograms
 - verify the axis values, scales and units are correct and consistent with the text

Graphs, Figures, Tables and legends

5. Any **symbol** (*,**,§,°) should be defined in the figure legend
6. Figures should be **editable** whenever possible (AI; pptx; SVG; xlsx; EPS)
- 7. Flow charts** should be submitted as a Microsoft Word file and should be fully editable
- 8. Fonts:** use **Arial** or **Helvetica**
 - avoid background gradient or 3D effect
 - consistent font style, weight and size across all figures
 - Black ink as the standard colour for text in diagrams
- 9. Figure legends** must be included **in the article**

Creating figures for the JEADV (supplementary)

- Format graphs so identifiable in grayscale or colour
- Include scale bars when applicable
- Units must be consistent and SI-compliant
- Ensure figure and panel numbers correspond exactly to those cited in the text
- Check red/green channels for colour blind readers:
- Consider reviewing figure accessibility for colour blind readers using an online tool or a colour contrast checker



EA TOGETHER
DV FOR BETTER